

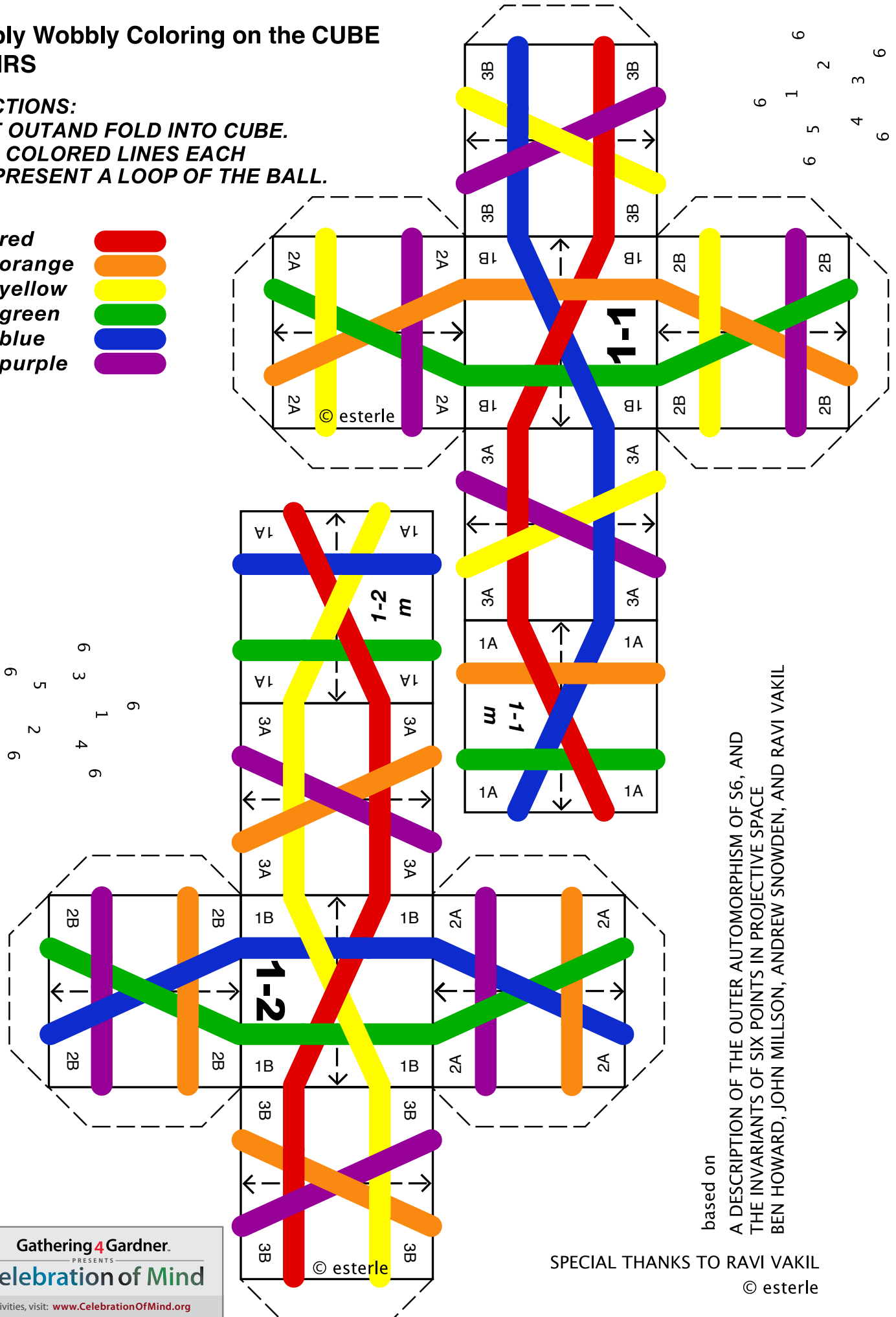
Nobbly Wobbly Coloring on the CUBE

6 PAIRS

DIRECTIONS:

1. CUT OUT AND FOLD INTO CUBE.
2. THE COLORED LINES EACH REPRESENT A LOOP OF THE BALL.

- 1 = red
- 2 = orange
- 3 = yellow
- 4 = green
- 5 = blue
- 6 = purple



6 5 3 6
1 2 4 6

6 1 2
6 5 4 3 6

based on
A DESCRIPTION OF THE OUTER AUTOMORPHISM OF S_6 , AND
THE INVARIANTS OF SIX POINTS IN PROJECTIVE SPACE
BEN HOWARD, JOHN MILLSON, ANDREW SNOWDEN, AND RAVI VAKIL

SPECIAL THANKS TO RAVI VAKIL
© esterle

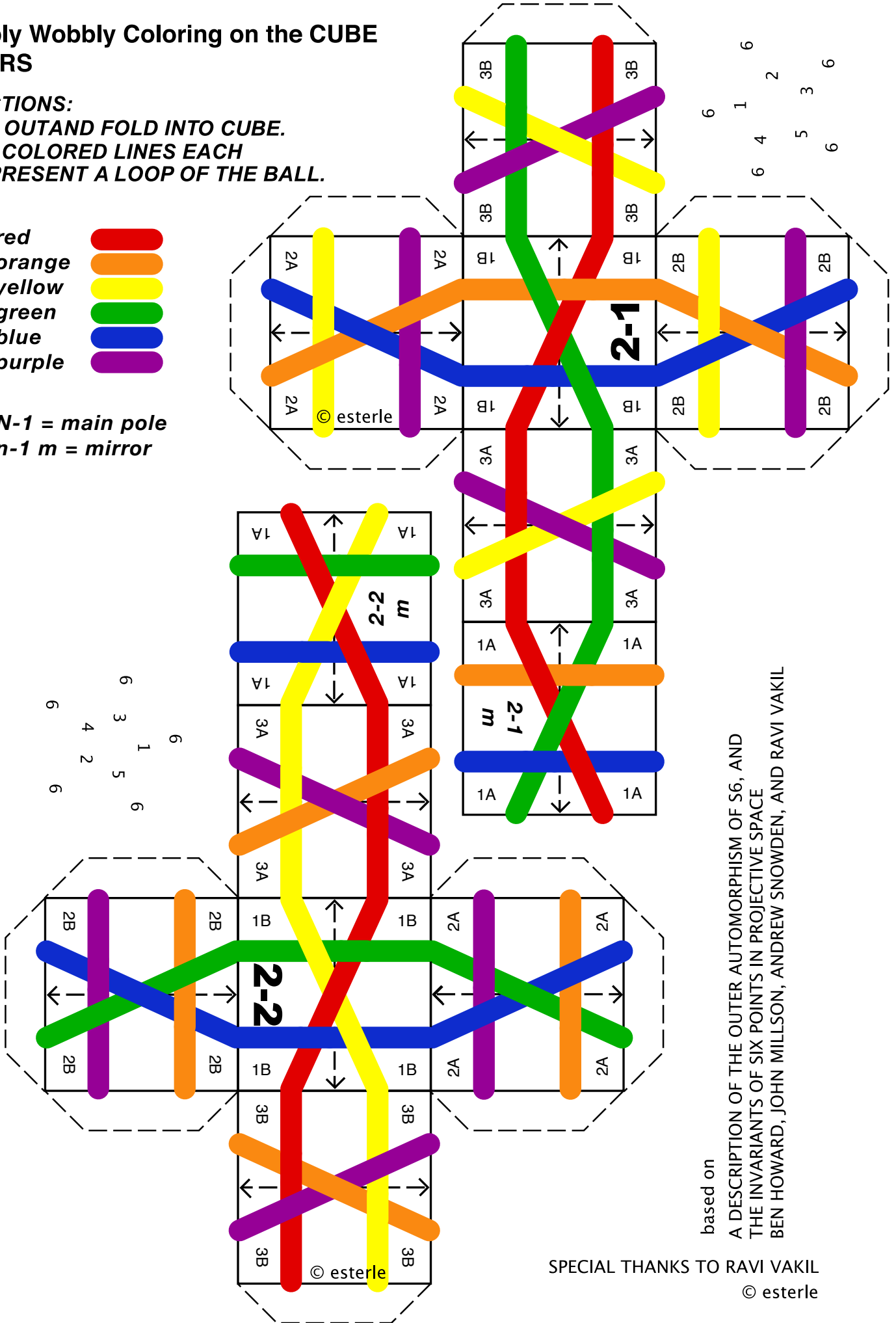
Nobbly Wobbly Coloring on the CUBE 6 PAIRS

DIRECTIONS:

1. CUT OUT AND FOLD INTO CUBE.
2. THE COLORED LINES EACH REPRESENT A LOOP OF THE BALL.

- 1 = red
- 2 = orange
- 3 = yellow
- 4 = green
- 5 = blue
- 6 = purple

N-1 = main pole
n-1 m = mirror



based on
A DESCRIPTION OF THE OUTER AUTOMORPHISM OF S_6 , AND
THE INVARIANTS OF SIX POINTS IN PROJECTIVE SPACE
BEN HOWARD, JOHN MILLSON, ANDREW SNOWDEN, AND RAVI VAKIL

SPECIAL THANKS TO RAVI VAKIL
© esterle

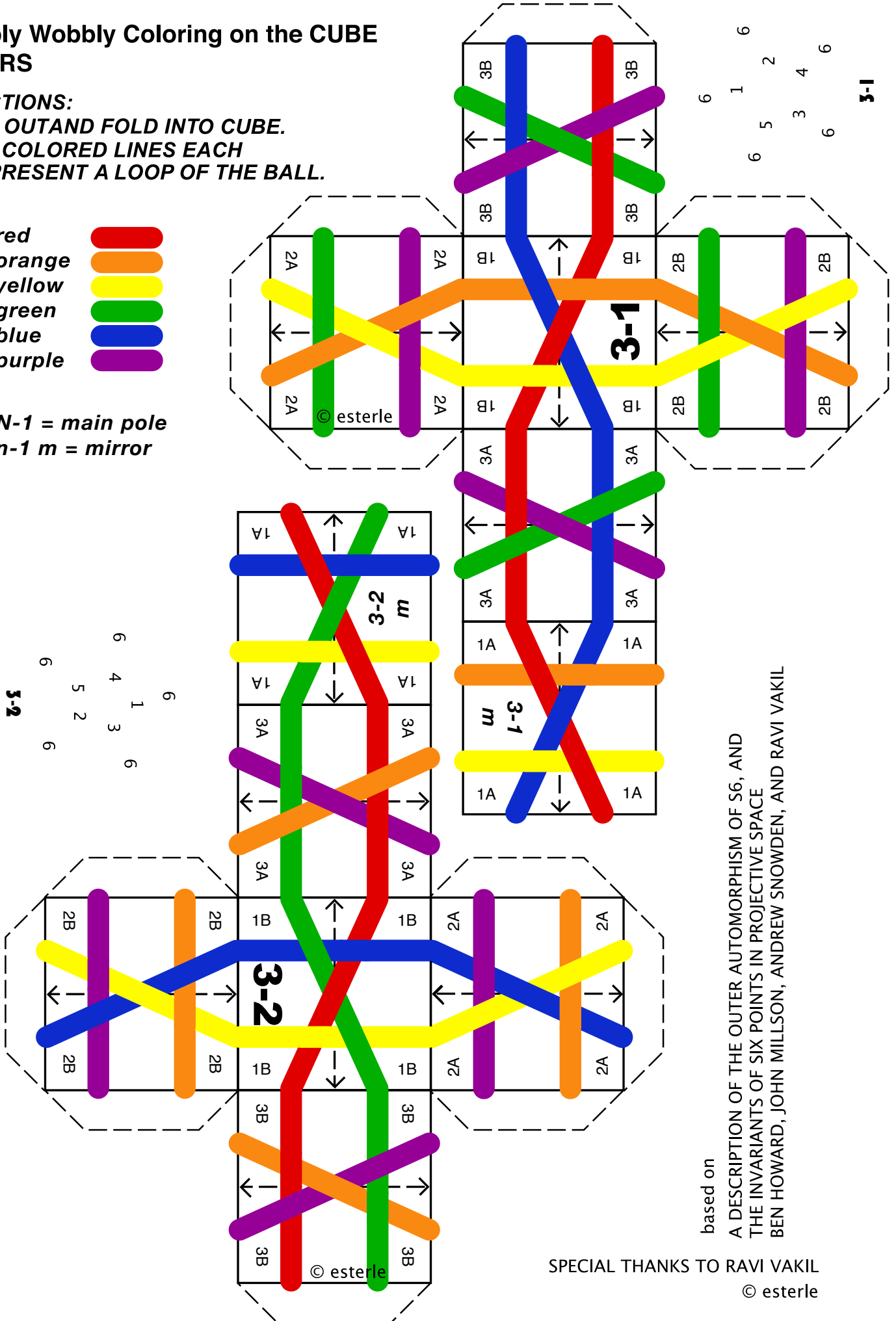
Nobbly Wobbly Coloring on the CUBE 6 PAIRS

DIRECTIONS:

1. CUT OUT AND FOLD INTO CUBE.
2. THE COLORED LINES EACH REPRESENT A LOOP OF THE BALL.

- 1 = red
- 2 = orange
- 3 = yellow
- 4 = green
- 5 = blue
- 6 = purple

N-1 = main pole
n-1 m = mirror



based on
A DESCRIPTION OF THE OUTER AUTOMORPHISM OF S_6 , AND
THE INVARIANTS OF SIX POINTS IN PROJECTIVE SPACE
BEN HOWARD, JOHN MILLSON, ANDREW SNOWDEN, AND RAVI VAKIL

SPECIAL THANKS TO RAVI VAKIL
© esterle

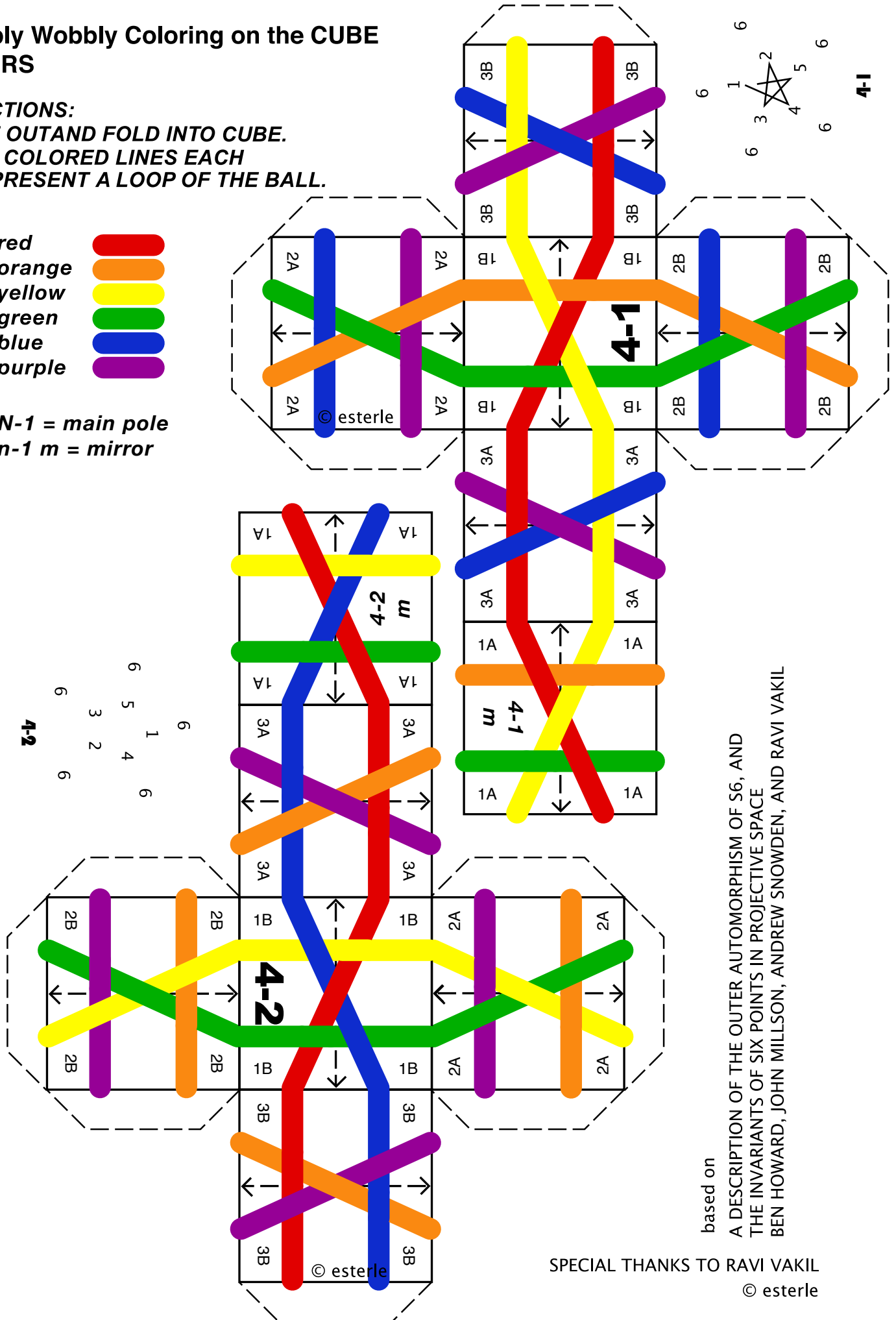
Nobbly Wobbly Coloring on the CUBE 6 PAIRS

DIRECTIONS:

1. CUT OUT AND FOLD INTO CUBE.
2. THE COLORED LINES EACH REPRESENT A LOOP OF THE BALL.

- 1 = red
- 2 = orange
- 3 = yellow
- 4 = green
- 5 = blue
- 6 = purple

N-1 = main pole
n-1 m = mirror



based on
A DESCRIPTION OF THE OUTER AUTOMORPHISM OF S_6 , AND
THE INVARIANTS OF SIX POINTS IN PROJECTIVE SPACE
BEN HOWARD, JOHN MILLSON, ANDREW SNOWDEN, AND RAVI VAKIL

SPECIAL THANKS TO RAVI VAKIL
© esterle

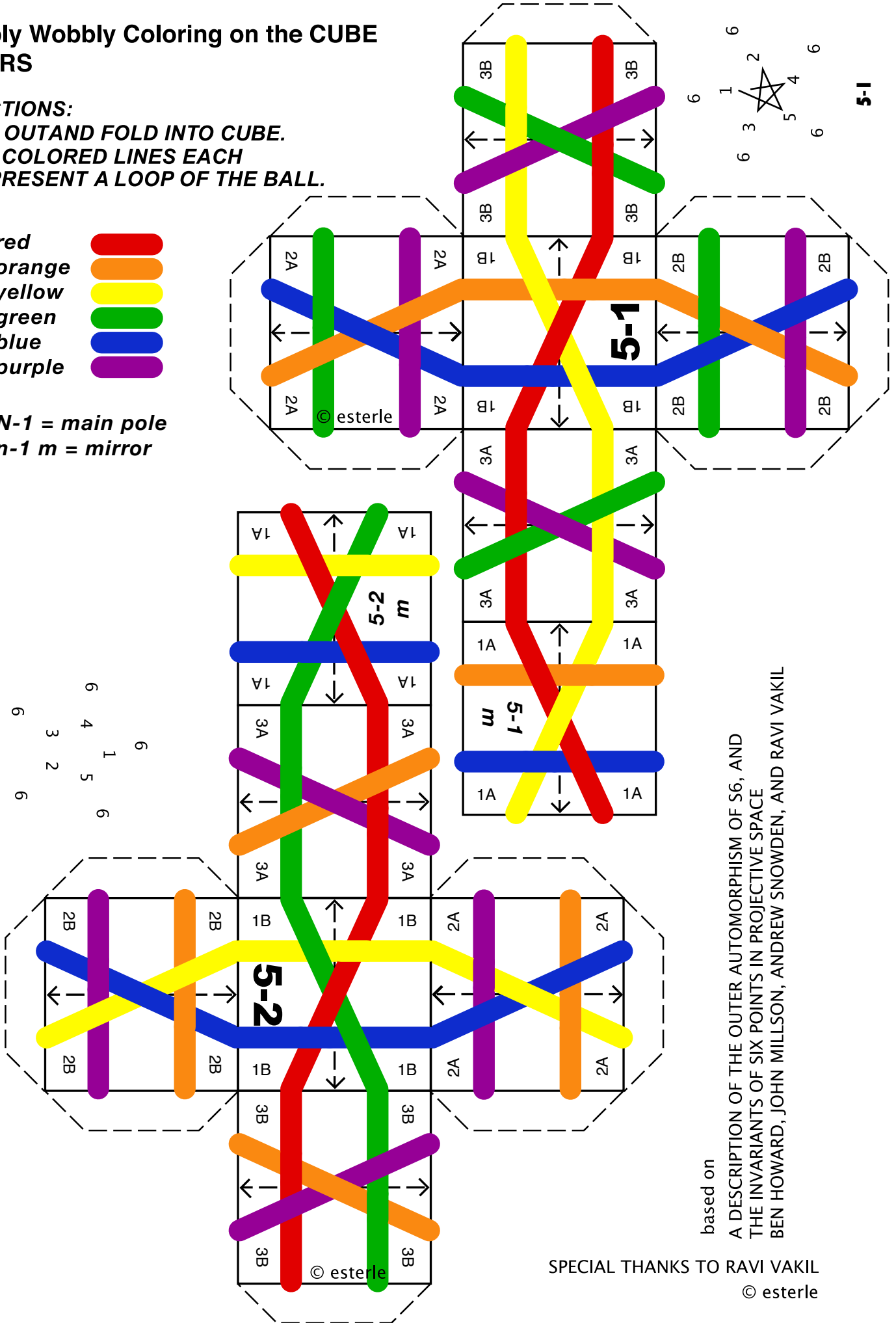
Nobbly Wobbly Coloring on the CUBE 6 PAIRS

DIRECTIONS:

1. CUT OUT AND FOLD INTO CUBE.
2. THE COLORED LINES EACH REPRESENT A LOOP OF THE BALL.

- 1 = red
- 2 = orange
- 3 = yellow
- 4 = green
- 5 = blue
- 6 = purple

N-1 = main pole
n-1 m = mirror



based on
A DESCRIPTION OF THE OUTER AUTOMORPHISM OF S_6 , AND
THE INVARIANTS OF SIX POINTS IN PROJECTIVE SPACE
BEN HOWARD, JOHN MILLSON, ANDREW SNOWDEN, AND RAVI VAKIL

SPECIAL THANKS TO RAVI VAKIL

© esterle

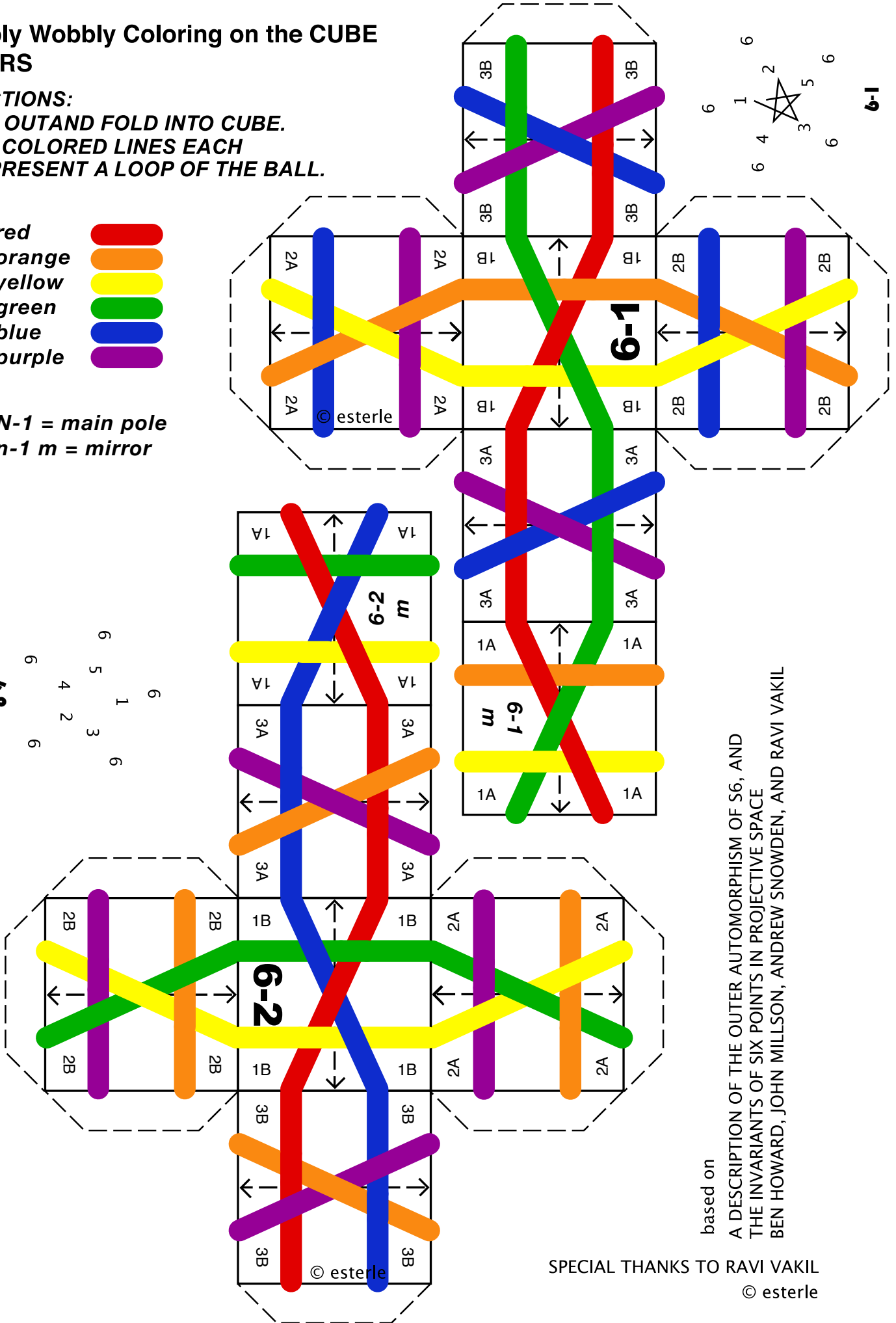
Nobbly Wobbly Coloring on the CUBE 6 PAIRS

DIRECTIONS:

1. CUT OUT AND FOLD INTO CUBE.
2. THE COLORED LINES EACH REPRESENT A LOOP OF THE BALL.

- 1 = red
- 2 = orange
- 3 = yellow
- 4 = green
- 5 = blue
- 6 = purple

N-1 = main pole
n-1 m = mirror



based on
A DESCRIPTION OF THE OUTER AUTOMORPHISM OF S_6 , AND
THE INVARIANTS OF SIX POINTS IN PROJECTIVE SPACE
BEN HOWARD, JOHN MILLSON, ANDREW SNOWDEN, AND RAVI VAKIL

SPECIAL THANKS TO RAVI VAKIL
© esterle